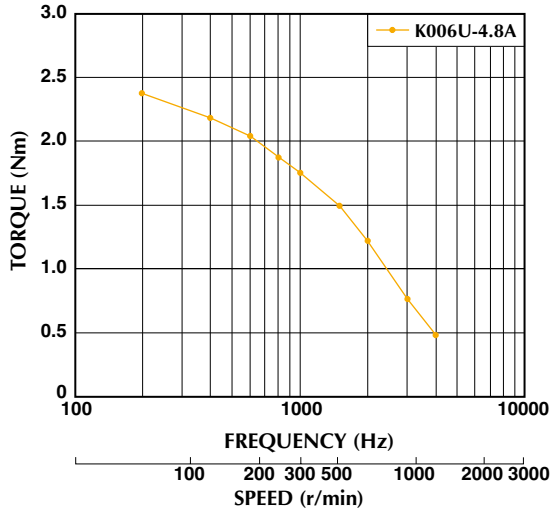


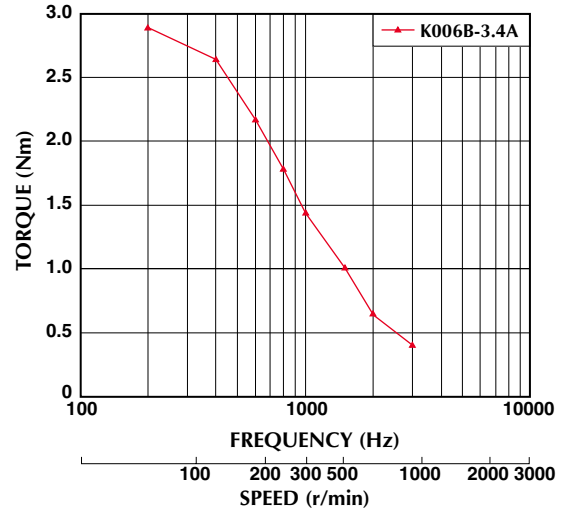


## Torque/Speed Characteristics

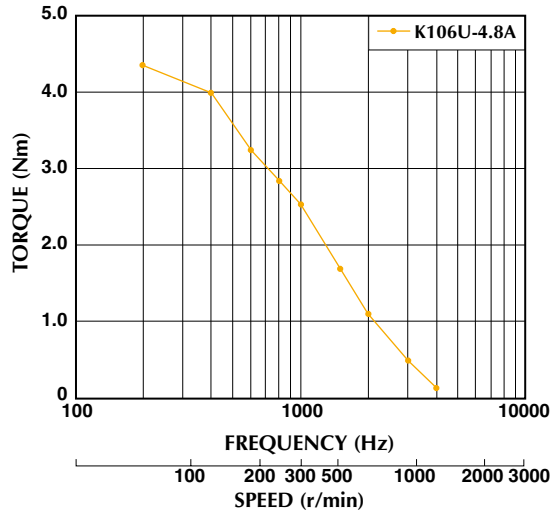
Model No: 34KM-K006U  
Driver: Chopper Dual  
Supply Voltage: 24.0 (Volt)



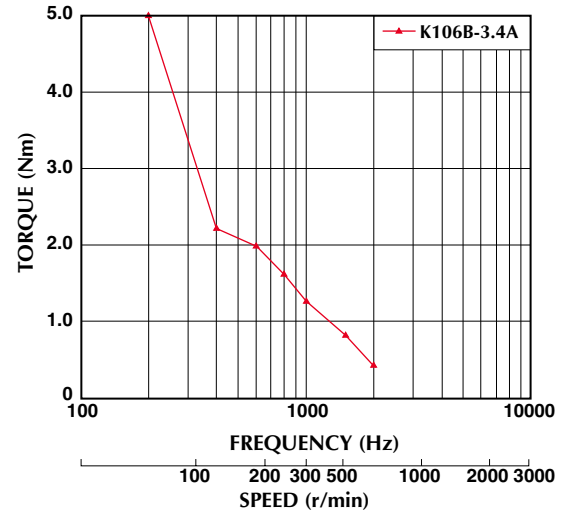
Model No: 34KM-K006B  
Driver: Chopper Dual  
Supply Voltage: 24.0 (Volt)



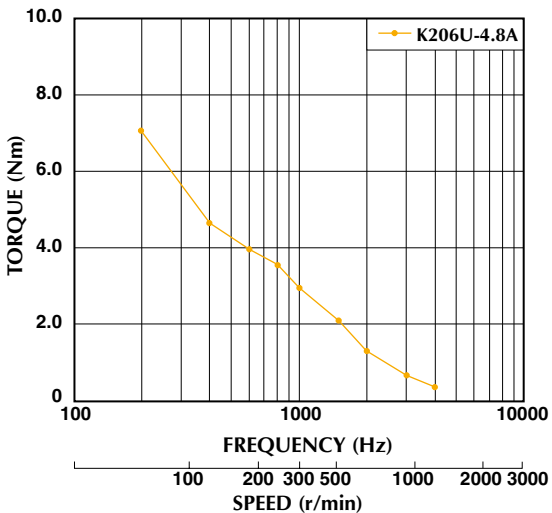
Model No: 34KM-K106U  
Driver: Chopper Dual  
Supply Voltage: 24.0 (Volt)



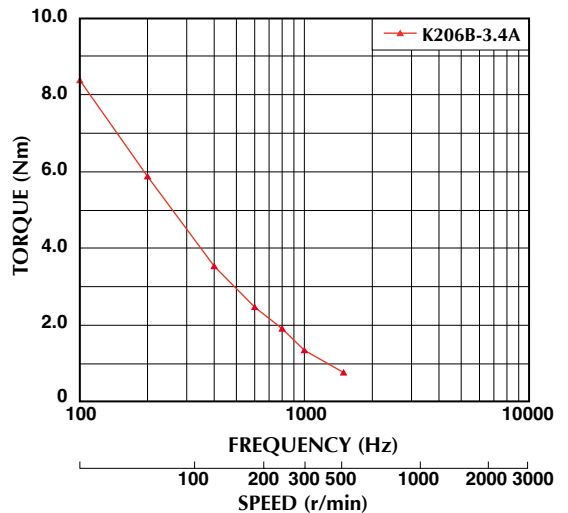
Model No: 34KM-K106B  
Driver: Chopper Dual  
Supply Voltage: 24.0 (Volt)



Model No: 34KM-K206U  
Driver: Chopper Dual  
Supply Voltage: 24.0 (Volt)



Model No: 34KM-K206B  
Driver: Chopper Dual  
Supply Voltage: 24.0 (Volt)



Torque/Speed characteristics are for reference only and it may change when operated at different drive conditions.

— : PULL OUT